

Intro to

How to Correctly Print Images for Documentation

For the purposes of this presentation, I am demonstrating the methods used by most of the Genealogy staff to print images from online sources.

Thus, my method of doing so utilizes only those software programs I have at my disposal and use daily. My internet browser is Internet Explorer 11, and my image-editing program is Microsoft Office Picture Manager.

My intent is *NOT* to teach you how to use the software *I* use, but to demonstrate what *CAN* be done with images to print them correctly, depending upon your software. The steps themselves should be virtually the same no matter which software you use.

Our hope is that you will share this presentation and what you have learned with the compatriots in your state societies, particularly State Registrars, as well as Chapter Registrars, and anyone else who helps others with their applications and documentation. The better prepared documentation is when we receive it, the less time it takes the Genealogy staff to review it, which results in less turnaround time for applications.

And, finally, there are several “bonus” pages added at the end. Since opportunities for training are so infrequent, we would like to maximize the impact of this presentation by providing you with the following guides and examples:

- An “Application Checklist” that the Genealogy Staff recommends you review and refer to often. Please circulate it within your state society. And, as always, be sure to review the Application Preparation Manual and the Genealogy Policies Manual on the SAR website.
 - A fully verified/check-marked and fully documented DAR record copy. Since there is still so much confusion as to what we mean by “center-checked” DAR papers, versus “fully checked and documented” DAR papers, we offer this example of what IS acceptable.
 - Examples of common abbreviations to be used on SAR applications, as well as some you might see written on record copies by staff genealogists. The second page is a list of proper abbreviations and format for entering dates on applications, plus the required two-letter, uppercase abbreviations for state names.
-

How to Correctly Print Images for Documentation

**NSSAR Leadership Meeting
Fall 2014**

Presented by:
Denise F. Hall
Staff Genealogist
dhall@sar.org

Printing Census Images

IMPORTANT: Do NOT print images from web browser!

The screenshot shows a web browser displaying a census record on Ancestry.com. The browser's address bar shows the URL: `http://search.ancestry.com/iexec?htx=View&r=an&dbid=8054&iid=4196819-00039&fn=George&ln=McIntosh&st=r&ssrc=&pid=12515976`. The page title is "1850 United States Federal Census about George McIntosh".

Page Tools:

- Save record to someone in my tree
- Save record to my shoebox
- Add Alternate Information
- Report Issue
- View printer-friendly

Share this record:

- Facebook
- Google+
- Email

Comments:

There are no comments for this record. [Leave a comment](#)

1850 United States Federal Census about George McIntosh

Name:	George McIntosh
Age:	48
Birth Year:	abt 1802
Birthplace:	New York
Home in 1850:	Delhi, Delaware, New York
Gender:	Male
Family Number:	1234

Household Members:

Name	Age
George McIntosh	48
Sarah McIntosh	49
Pency McIntosh	19
Adelia A McIntosh	16
Sophronia McIntosh	14
Walter O McIntosh	14
Oliver W McIntosh	12

View Original Record

[View original image](#)

[View blank form](#)

Two red arrows point from the text "Click on image or 'view original image'" to the original image and the "View original image" link.

Printing Census Images

Click on "Save," and from drop-down box, select "Save image."

1850 United States Federal Census for George McIntosh

New York > Delaware > Delhi

Related Content Tools Save

Save to person in your tree
Save image
Save to your Shoebox

Dwelling house or other building	Family number in the order of visitation	The Name of every Person whose usual place of abode on the first day of June, 1850, was in this family.	DESCRIPTION.			Profession, Occupation, or Trade of each Male Person over 15 years of age.	Value of Real Estate owned.	PLACE OF BIRTH Naming the State or Country.	Age			
			Age	Sex	White, Black, or Indian.				10	11	12	13
1196	1229	Charles McPherson	61	m		Farmer	600	Mass				
		Esther	56	f				Mass				
		Peter Schermerhorn	30	m		Physician						
		Mary	37	f								
		John	6	m						1		
		Charles	2	m								
		Leatharine M.	4 1/2	f								
1197	1230	John Lewis	53	m		Farmer	1500	England				
		Elizabeth	46	f								
		Benjamin	12	m						1		
		William	11	f							1	
		Abner	9	m							1	
		George	3	m								1
		Robert David	20	f								1

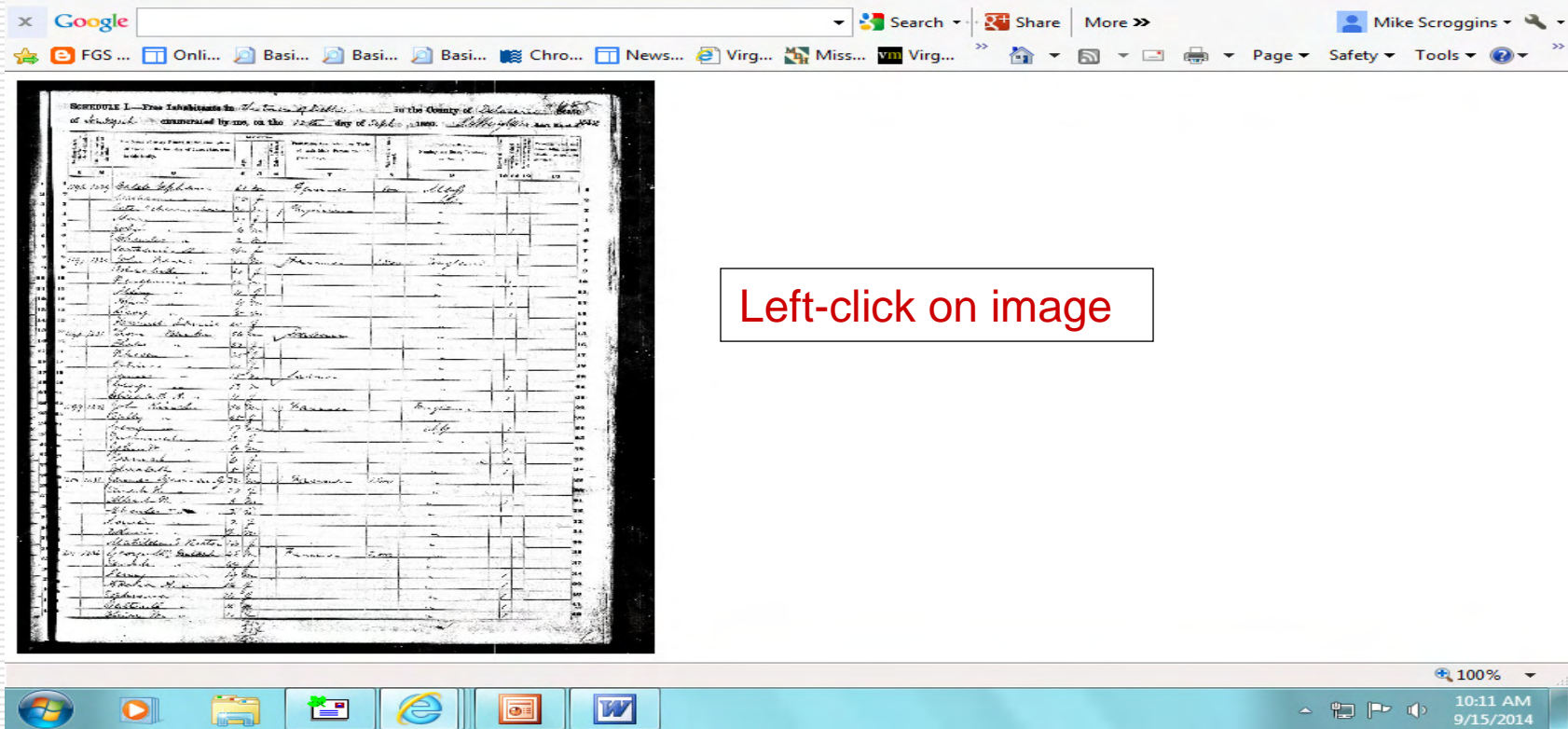
1 of 70

National Archives and Records Administration © 1997-2014 Ancestry.com

10:01 AM 9/15/2014

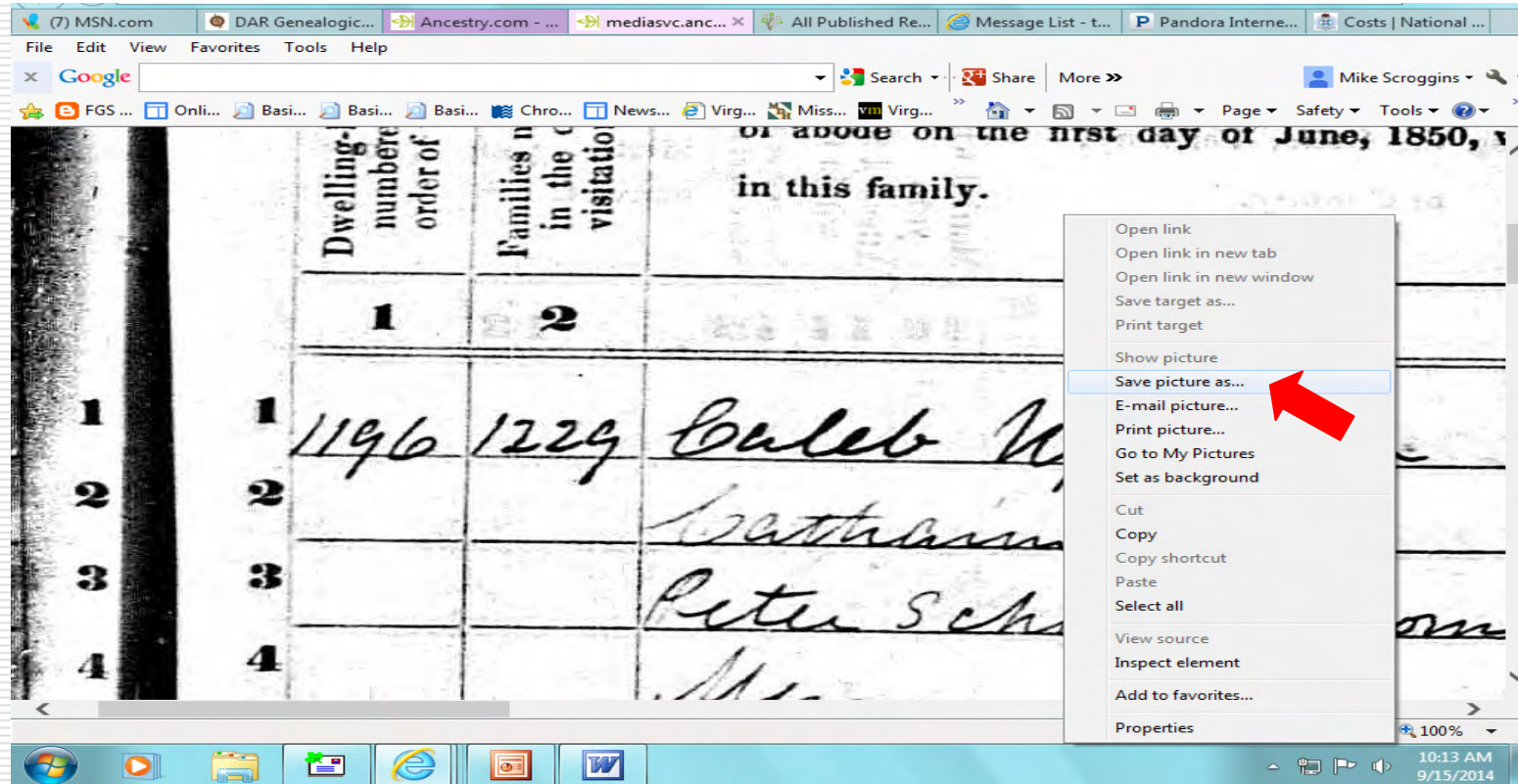
Printing Census Images

Entire image will appear in new browser window.



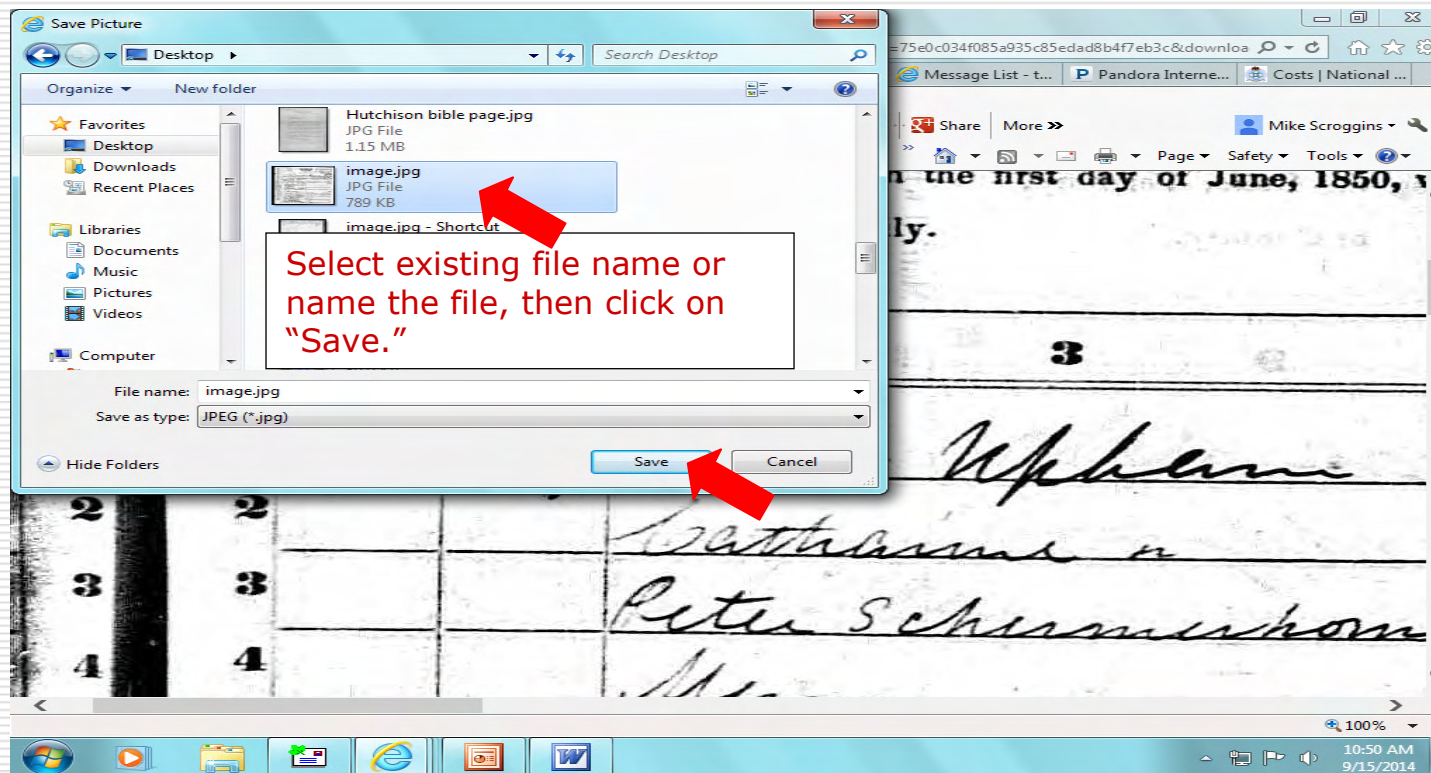
Printing Census Images

Image will then appear in an enlarged format in a new window. **Right-click** on image and select “Save picture as.”

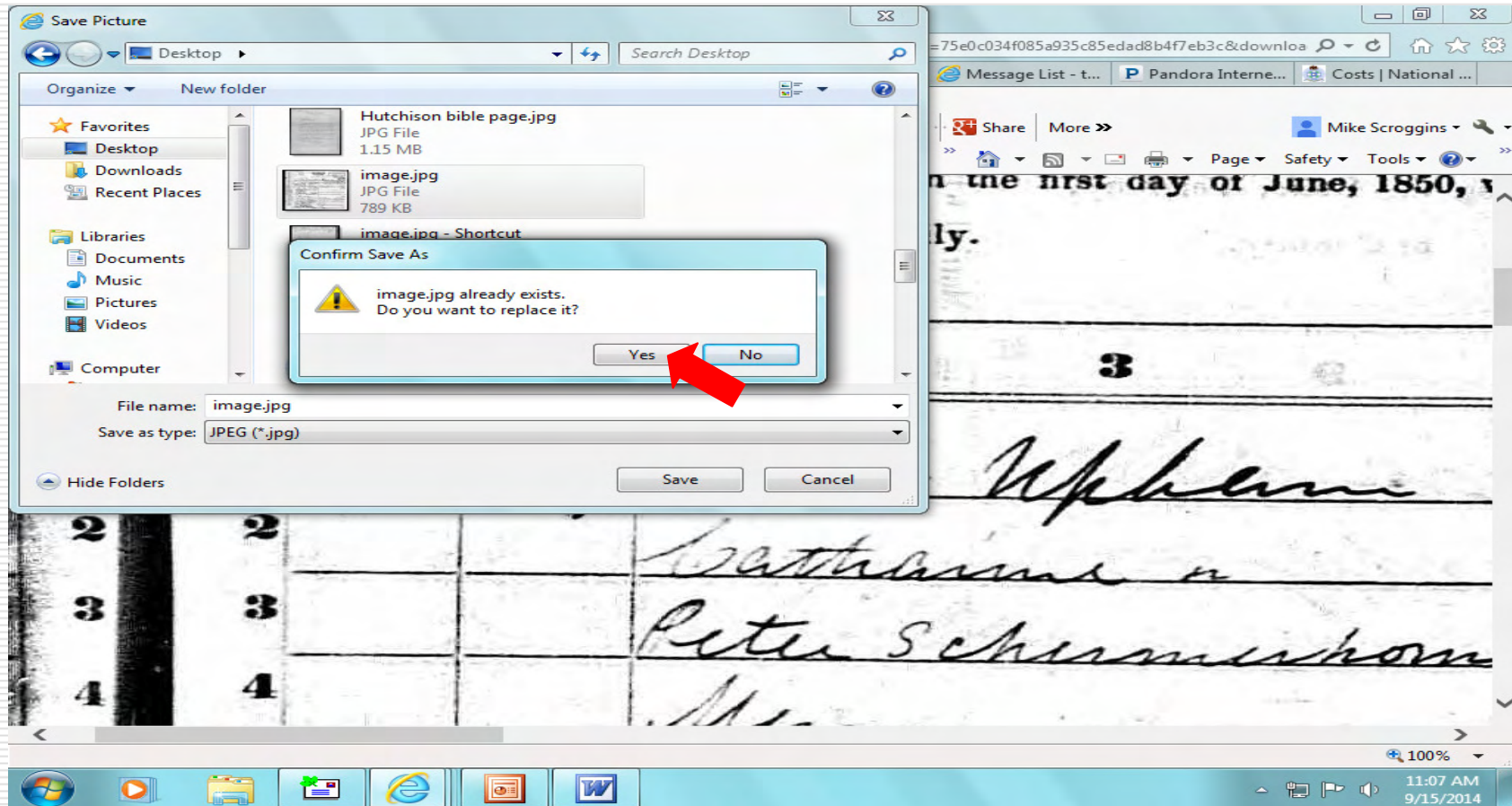


Printing Census Images

Tip: If you use a file name such as "image.jpg," you can save each image to that file, saving "over" the previous image. This is useful if you only need to save an image file in order to print it.



Printing Census Images



Printing Census Images

You may now close the image window.

The screenshot shows a web browser window with the following elements:

- Address Bar:** <http://interactive.ancestry.com/8054/4196819-00039/12515976?backurl=http%3a%2f%2fsearch.ancestry.com%2fcgi-bin%2fsse.dll%3findiv%3d1%26d>
- Browser Tabs:** (11) MSN.com, DAR Genealogic..., Ancestry.co..., mediasvc.anc..., All Published Re..., Message List - t..., Pandora Interne..., Costs | National ...
- Browser Menu:** File, Edit, View, Favorites, Tools, Help
- Search Bar:** Google
- Page Title:** ancestry.com | 1850 United States Federal Census for George McIntosh
- Document Viewer:** A grid of handwritten census data with navigation controls (back, forward, zoom in/out, save) on the right side.
- Taskbar:** Windows taskbar with icons for Internet Explorer, Windows Explorer, Mail, and Word. System tray shows the time as 11:17 AM on 9/15/2014.

Row	Name	Age	Sex	Occupation	Origin
9	Solizalutth	46	f		
10	Benjamin	12	m		
11	Ally	11	f		
12	Alfred	9	m		
13	George	5	m		
14	Harriet Darrid	20	f		
15	1198 1231 Thom Bunker	56	m	Seaborn	
16	Phoebe	52	f		
17	Rhoda	25	f		
18	Patience	21	f		
19	James	15	m	Seaborn	
20	George	13	m		
21	Solizalutth	11	f		
22	1199 1232 John Kirsch	50	m	Farmer	England
23	Sally	45	f		
24	George	17	m		Ill.
25	Estimiah	13	f		
26	John W.	9	m		
27	Reannah	6	f		
28	Solizalutth	4	f		

Printing Census Images

- Minimize internet browser; locate and open the image file in your image software program.
 - Microsoft Office bundled with Windows 7 and 8 contains Microsoft Office Picture Manager, which is the software used in this presentation.
 - If you do not have an easy-to-use image program, you may want to try Irfanview, which offers a free download.
 - Advantages of printing from an image program:
 - Images can be cropped (saves ink/toner after cropping away the black "border" and allows image to be that much larger when printed)
 - Images can be rotated to improve quality, particularly when cropping.
 - Readability can be greatly improved by adjusting brightness and contrast.
-

Printing Census Images

The screenshot displays the Microsoft Office Picture Manager interface. The main window shows a scanned document titled "SCHEDULE I. - Free Inhabitants in the town of Delaware in the County of Delaware State of Delaware enumerated by me, on the 15th day of Sept. 1880." The document is a census table with columns for household number, name, sex, age, marital status, and birthplace. A red arrow points to the "Crop" tool in the "Edit Pictures" sidebar.

Microsoft Office Picture Manager
 File Edit View Picture Tools Help
 Shortcuts... 14% Edit Pictures... Auto Correct

Edit Pictures
 1 files selected
Correct pictures automatically
 To automatically correct color and brightness for the selected pictures, click Auto Correct.
 Auto Correct

Edit using these tools
 Brightness and Contrast
 Color
 Crop
 Rotate and Flip
 Red Eye Removal

Change picture size
 Resize
 Compress Pictures

image.jpg Zoom: Monday, September 15, 2014 11:32 AM 9/15/2014

Printing Census Images

The screenshot shows the Microsoft Office Picture Manager interface. The main window displays a historical census document titled "SCHEDULE I.—Free Inhabitants in the Township of ... in the County of ...". The document is a table with columns for names, ages, and other demographic information. A red arrow points to the "Print" icon in the toolbar. A text box on the left says "Use your image software's 'print' button." A "Crop" dialog box is open on the right, showing "1 files selected" and "Crop settings". The dialog box includes options for "Aspect ratio" (None, Landscape, Portrait) and "Crop handles" (Left, Right, Top, Bottom) with numerical input fields. The "Picture dimensions" section shows "Original: 2847 x 3951 pixels" and "New: 2847 x 3951 pixels". The Windows taskbar at the bottom shows the system tray with the date and time: "11:35 AM 9/15/2014".

Use your image software's "print" button.

Image quality is greatly improved after cropping.

Printing Census Images

- ❑ Census pages must be printed in their entirety. No partial pages are accepted.
 - ❑ Be sure to print census pages in their correct orientation – portrait or landscape. You may have to reset your printer settings to print correctly. **Correctly printed censuses follow.**
 - 1850-1880 censuses are in portrait orientation.
 - 1900 census is virtually square, so can be printed in either orientation.
 - 1910-1940 censuses are in landscape orientation.
 - ❑ Census summaries are not acceptable. If a census image cannot be made readable, the census summary can be printed on the back of the page containing the actual image.
 - ❑ Remember to underline pertinent generations on census pages and indicate generation #s in the margin.
-

SCHEDULE I - Free Inhabitants in the Town of Dallas in the County of Dallas, Texas, on the 1st day of September, 1860.

Con 5

1	2	3	4	5			7	8	9	10	11	12
				Sex	Color	Profession, Occupation, or Trade of each Male Person over 15 years of age.						
Dwelling-house numbered in the order of visitation.	Families numbered in the order of visitation.	The Name of every Person whose usual place of abode on the first day of June, 1860, was in this family.	Age.	White, black, or mulatto.	Free, black, or colored.	Farmer, Physician, etc.	Acres.	England, etc.	Yes or No.	Yes or No.	Yes or No.	Yes or No.
1196	1229	Burt's Apples	61 m		Farmer	60	W Va					
		Estimant	56 f					W Va				
		Est. Schumacher	30 m		Physician							
		Henry	37 f									
		John	6 m									
		Charles	2 m									
		Leathemill	4 m									
1197	1230	John Davis	53 m		Farmer	1500	England					
		Volsteadt	44 f									
		Prohmann	12 m									
		Henry	11 f									
		Wm	9 m									
		Henry	4 m									
		Henry	5 m									
1198	1231	Thomas Smith	20 f									
		Thom Brasher	56 m		Farmer							
		Walter	52 f									
		Phoebe	25 f									
		Patience	21 f									
		James	15 m		Farmer							
		George	13 m									
		Elizabeth	11 f									
1199	1232	John Kinch	50 m		Farmer		England					
		Sally	45 f									
		Henry	17 m									
		Richard	13 f									
		John W.	9 m									
		Harriet	6 f									
		Elizabeth	5 f									
1200	1233	James Ostrom	32 m		Farmer	1500						
		Sarah	25 f									
		Abner	5 m									
		Charles	3 m									
		Louise	2 f									
		Saline	1 1/2 m									
		Matilda S. Peter	16 f									
1201	1234	George G. Astor	45 m		Farmer	2000						
		Sarah	49 f									
		Bury	19 m									
		Abelia	16 f									
		Sylvanus	14 f									
		Matthias	14 m									
		Oliver	12 m									

91m

Gen 4

State Michigan
County Delaware

TWELFTH CENSUS OF THE UNITED STATES.
SCHEDULE NO. 1.-POPULATION.

Enumerator's District No. 2 Sheet No. 19
Enumeration District No. 9

Name of institution, town, post office, or other place, within the above-named division, designated by me on the 1st day of June, 1900. George B. Stewart Ward of city, Dumontville

HOUSEHOLD	NAME	SEX	MARRIAGE	PERSONAL DESCRIPTION				MARRIAGE	MARRIAGE	MARRIAGE	MARRIAGE	MARRIAGE			MARRIAGE	MARRIAGE	MARRIAGE	MARRIAGE	MARRIAGE	MARRIAGE
				Color or race	Age at last birthday	Whether blind, deaf, dumb, insane, idiotic, pauper, convict	Number of years married					Number of live issue	Number of same children	Year of marriage						
1	John Smith	M	Married	White	45		12	10	1888	1900	1900	1900	1900	1900	1900	1900	1900	1900	1900	
2	Mary Smith	F	Married	White	42		12	10	1888	1900	1900	1900	1900	1900	1900	1900	1900	1900	1900	
3	George B. Stewart	M	Single	White	25		0	0	1875	1900	1900	1900	1900	1900	1900	1900	1900	1900	1900	

Gen 1

Gen 3-4-5

STATE Kentucky
COUNTY Jefferson
TOWNSHIP OR OTHER DIVISION OF COUNTY Frankfort

9-127

DEPARTMENT OF COMMERCE—BUREAU OF THE CENSUS

62 (93-978)

FOURTEENTH CENSUS OF THE UNITED STATES: 1920—POPULATION

SUPERVISOR'S DISTRICT NO. 5
ENUMERATION DISTRICT NO. 146

SHEET NO. 4

NAME OF INCORPORATED PLACE Louisville city

WARD OF CITY 8

NAME OF INSTITUTION _____

ENUMERATED BY ME ON THE 5th day of January 1920. Mary L. Dicks

PLACE OF ABODE	NAME	RELATION	SEX	RACE	MARRIAGE	CITIZENSHIP	EDUCATION	NATIVITY AND MOTHER TONGUE						OCCUPATION	
								Place of birth of each person and parents of each person enumerated. If born in the United States, give the state or territory. If of foreign birth, give the place of birth.							
								PERSON		FATHER		MOTHER			
1	S. Spaldeman, Beulah B.	Sister	F	W	24	20	S	Yes	Yes	Tennessee	Tennessee	Tennessee	Yes	House	
2	721 719 46 88 McIntosh, George W.	Head 1 R	M	W	24	24	45	24	Yes	Yes	New York	New York	New York	Yes	Farmer
3	Wife	Wife	F	W	24	24	47	24	Yes	Yes	New York	New York	New York	Yes	House
4	Wife	Wife	F	W	24	24	16	S	Yes	Yes	Kentucky	New York	Tennessee	Yes	House
5	Wife	Wife	F	W	24	24	11	S	Yes	Yes	Kentucky	New York	Indiana	Yes	House
6	Wife	Wife	F	W	24	24	73	24	Yes	Yes	Indiana	Indiana	Indiana	Yes	House
7	Wife	Wife	F	W	24	24	23	24	Yes	Yes	Alabama	Mississippi	United States	Yes	Teacher
8	Wife	Wife	F	W	24	24	20	24	Yes	Yes	Alabama	Alabama	Indiana	Yes	House
9	Wife	Wife	F	W	24	24	17	S	Yes	Yes	Alabama	Alabama	Indiana	Yes	House
10	Wife	Wife	F	W	24	24	22	S	Yes	Yes	Indiana	Indiana	Indiana	Yes	House
11	Wife	Wife	F	W	24	24	61	24	Yes	Yes	Tennessee	Tennessee	Alabama	Yes	House
12	Wife	Wife	F	W	24	24	65	24	Yes	Yes	Kentucky	United States	United States	Yes	Retail merchant
13	Wife	Wife	F	W	24	24	69	24	Yes	Yes	Tennessee	United States	Tennessee	Yes	Roadside
14	Wife	Wife	F	W	24	24	50	24	Yes	Yes	Kentucky	Kentucky	Kentucky	Yes	House
15	Wife	Wife	F	W	24	24	17	24	Yes	Yes	Tennessee	Tennessee	Tennessee	Yes	House
16	Wife	Wife	F	W	24	24	20	24	Yes	Yes	Kentucky	Kentucky	Kentucky	Yes	House
17	Wife	Wife	F	W	24	24	26	24	Yes	Yes	Tennessee	United States	United States	Yes	House
18	Wife	Wife	F	W	24	24	75	24	Yes	Yes	Virginia	Virginia	Virginia	Yes	House
19	Wife	Wife	F	W	24	24	37	24	Yes	Yes	Tennessee	Tennessee	Tennessee	Yes	House
20	Wife	Wife	F	W	24	24	60	24	Yes	Yes	Kentucky	United States	Tennessee	Yes	House
21	Wife	Wife	F	W	24	24	18	24	Yes	Yes	Kentucky	Kentucky	Kentucky	Yes	House
22	Wife	Wife	F	W	24	24	46	24	Yes	Yes	Kentucky	Kentucky	Kentucky	Yes	House
23	Wife	Wife	F	W	24	24	43	24	Yes	Yes	Ohio	Ohio	Kentucky	Yes	House
24	Wife	Wife	F	W	24	24	35	24	Yes	Yes	Alabama	Alabama	Alabama	Yes	House
25	Wife	Wife	F	W	24	24	25	24	Yes	Yes	Alabama	Alabama	Alabama	Yes	House
26	Wife	Wife	F	W	24	24	37	24	Yes	Yes	Tennessee	United States	United States	Yes	House
27	Wife	Wife	F	W	24	24	24	24	Yes	Yes	Tennessee	Tennessee	United States	Yes	House
28	Wife	Wife	F	W	24	24	8	S	Yes	Yes	Tennessee	Tennessee	Tennessee	Yes	House
29	Wife	Wife	F	W	24	24	35	S	Yes	Yes	Kentucky	Tennessee	Tennessee	Yes	House
30	Wife	Wife	F	W	24	24	16	S	Yes	Yes	Kentucky	Kentucky	Kentucky	Yes	House
31	Wife	Wife	F	W	24	24	47	S	Yes	Yes	Kentucky	Kentucky	Kentucky	Yes	House
32	Wife	Wife	F	W	24	24	10	24	Yes	Yes	Kentucky	Kentucky	Kentucky	Yes	House
33	Wife	Wife	F	W	24	24	41	24	Yes	Yes	Kentucky	Kentucky	Kentucky	Yes	House
34	Wife	Wife	F	W	24	24	30	24	Yes	Yes	Kentucky	Kentucky	Kentucky	Yes	House
35	Wife	Wife	F	W	24	24	20	24	Yes	Yes	Kentucky	Tennessee	Kentucky	Yes	House
36	Wife	Wife	F	W	24	24	52	24	Yes	Yes	Kentucky	Kentucky	Kentucky	Yes	House
37	Wife	Wife	F	W	24	24	42	24	Yes	Yes	Kentucky	Kentucky	Kentucky	Yes	House
38	Wife	Wife	F	W	24	24	10	S	Yes	Yes	Kentucky	Kentucky	Kentucky	Yes	House
39	Wife	Wife	F	W	24	24	37	S	Yes	Yes	Kentucky	Kentucky	Kentucky	Yes	House
40	Wife	Wife	F	W	24	24	18	S	Yes	Yes	Tennessee	Tennessee	Tennessee	Yes	House
41	Wife	Wife	F	W	24	24	18	S	Yes	Yes	Tennessee	Tennessee	Tennessee	Yes	House
42	Wife	Wife	F	W	24	24	27	24	Yes	Yes	Kentucky	Kentucky	Kentucky	Yes	House
43	Wife	Wife	F	W	24	24	22	24	Yes	Yes	Tennessee	Tennessee	Tennessee	Yes	House
44	Wife	Wife	F	W	24	24	6	S	Yes	Yes	Kentucky	Kentucky	Tennessee	Yes	House
45	Wife	Wife	F	W	24	24	42	S	Yes	Yes	Kentucky	Kentucky	Tennessee	Yes	House
46	Wife	Wife	F	W	24	24	40	S	Yes	Yes	Tennessee	Tennessee	Tennessee	Yes	House
47	Wife	Wife	F	W	24	24	35	24	Yes	Yes	Tennessee	Tennessee	Tennessee	Yes	House
48	Wife	Wife	F	W	24	24	25	24	Yes	Yes	Tennessee	Tennessee	Tennessee	Yes	House
49	Wife	Wife	F	W	24	24	24	S	Yes	Yes	Kentucky	Kentucky	Kentucky	Yes	House

Printing Indexes/Transcriptions

For indexes/transcriptions on ancestry.com, select "View printer-friendly."

The screenshot shows a web browser window displaying an Ancestry.com record. The browser's address bar shows the URL: `http://search.ancestry.com/cgi-bin/sse.dll?rank=1&new=1&MSAV=1&msT=1&gss=angs-i&gsfn=Theophilus+Fletcher&gsln=McIntosh&msbdy=1829&msbpn_ftp=New+Y...`. The page title is "New York, State Census, 1892 about F F McIntosh".

The record details are as follows:

Name:	F F McIntosh
Birth Year:	abt 1829
Birth Place:	United States
Age:	63
Gender:	Male
Citizenship:	Citizen
Residence Place:	Delhi, Delaware
Election District:	02

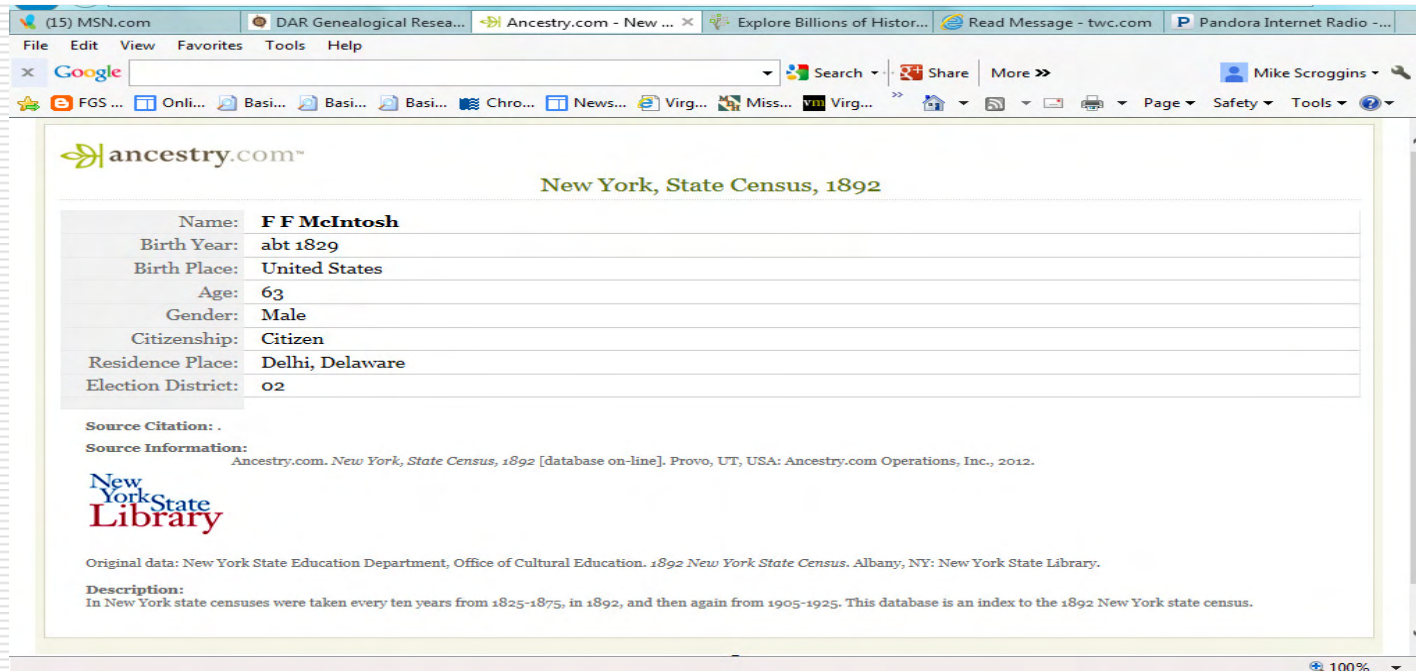
There is a thumbnail image of the original document with a "View original image" link. Below the record is a "Save This Record" section with a "Save" button. A red arrow points to the "View printer-friendly" link in the "Page Tools" sidebar on the left.

The "Page Tools" sidebar includes the following options:

- Save record to someone in my tree
- Save record to my shoebox
- Add Alternate Information
- Report Issue
- View printer-friendly (highlighted with a red arrow)
- Share this record
 - Facebook
 - Google+
 - Email
- Comments
 - There are no comments for this record
 - Leave a comment

Printing Indexes/Transcriptions

The “printer-friendly” view will appear, at which time you *WILL* use your internet browser to print. You might find it helpful to first select “print preview” to see that it fits properly on the page – or on *ONE* page.



In this case, I printed this index on the back of the actual 1892 census image, since the document itself was not self-identifying.

Printing Indexes/Transcriptions

The screenshot shows a web browser window with the URL <https://familysearch.org/pal:/MM9.1.1/JL3N-KZW>. The page title is "Robert McIntosh United States Social Security Death Index". A blue button labeled "Attach to Family Tree" is visible. Below the title, there is a menu with options: COPY, PRINT, SOURCE BOX, and SHARE. A red arrow points to the "PRINT" option. The main content area displays the following information:

Given Name:	Robert
Surname:	Mcintosh
Birth Date:	31 January 1908
Social Security Number:	401-05-6777
State:	Kentucky
Last Place of Residence:	Louisville, Jefferson, Kentucky
Previous Residence Postal Code:	40210
Event Date:	September 1977
Age:	69

On the right side, there is a box with a camera icon and the text "No image available". Below this, there are two links: "Search collection" and "About this collection". At the bottom of the browser window, the taskbar shows the date and time as 1:31 PM on 9/15/2014.

On **familysearch.org**, when only a transcription is available, click on "Print" from the site's menu.

Printing Other Images

Accessing a marriage record to print from familysearch.org

The screenshot shows a web browser window displaying search results on FamilySearch.org. The search criteria are: Name: Robert Walter McIntosh, Gender: Male, Event: Marriage, Place: Clark County, Indiana, Event Range: 1928-1932. The results table shows two records. A red arrow points to the first record, which is a marriage license from 1932 in Clark County, Indiana. The second record is a marriage record from 1932 in Jeffersonville, Clark, Indiana.

Name	Events	Relationships	Preview
Robert W McIntosh Indiana, Marriages, 1811-1959	birth: 31 January 1908, Louisville, Kentucky residence: 5 June 1932, Louisville, Kentucky marriage: 5 June 1932, Jeffersonville, Clark, Indiana marriage license: 5 June 1932	father: Geo W McIntosh mother: Rella Mcmonigle spouse: Edith Hobbs other: William Hobbs, Mamie M Gordon, Wm E Dorsey	
Robert McIntosh Father of groom Indiana, Marriages, 1811-1959		spouse: Rose Tompkins child: John Wilson McIntosh other: Rachel Cummins, Richard D Cummins, Jessie Graves, Joseph M Bryan	

Printing Other Images

The screenshot shows a web browser window with the following elements:

- Browser Tab:** Google
- Address Bar:** <https://familysearch.org/pal:/MM9.3.1/TH-266-12430-62440-95?cc=1410397>
- Page Title:** Robert W McIntosh, Indiana, Marriages, 1811-1959
- Buttons:** Attach to Family Tree
- Navigation:** COPY | PRINT | SOURCE BOX | SHARE
- Record Details:**

Name:	Robert W McIntosh
Event Type:	Marriage
Event Date:	05 Jun 1932
Event Place:	Jeffersonville, Clark, Indiana
Registration Place:	, Clark, Indiana, United States
Marriage License Date:	05 Jun 1932
Residence Place:	Louisville, , Kentucky
Gender:	Male
Age (Estimated):	24
Race (Original):	White
Birth Date:	31 Jan 1908
- Document Options:**
 - [View the document](#) (highlighted with a red arrow)
 - View the original document, see a piece of history
 - [Download document](#)
- Search Collection:**
 - [Search collection](#)
 - [About this collection](#)
- Taskbar:** Shows various application icons and system tray information: 3:34 PM, 9/15/2014.

Printing Other Images

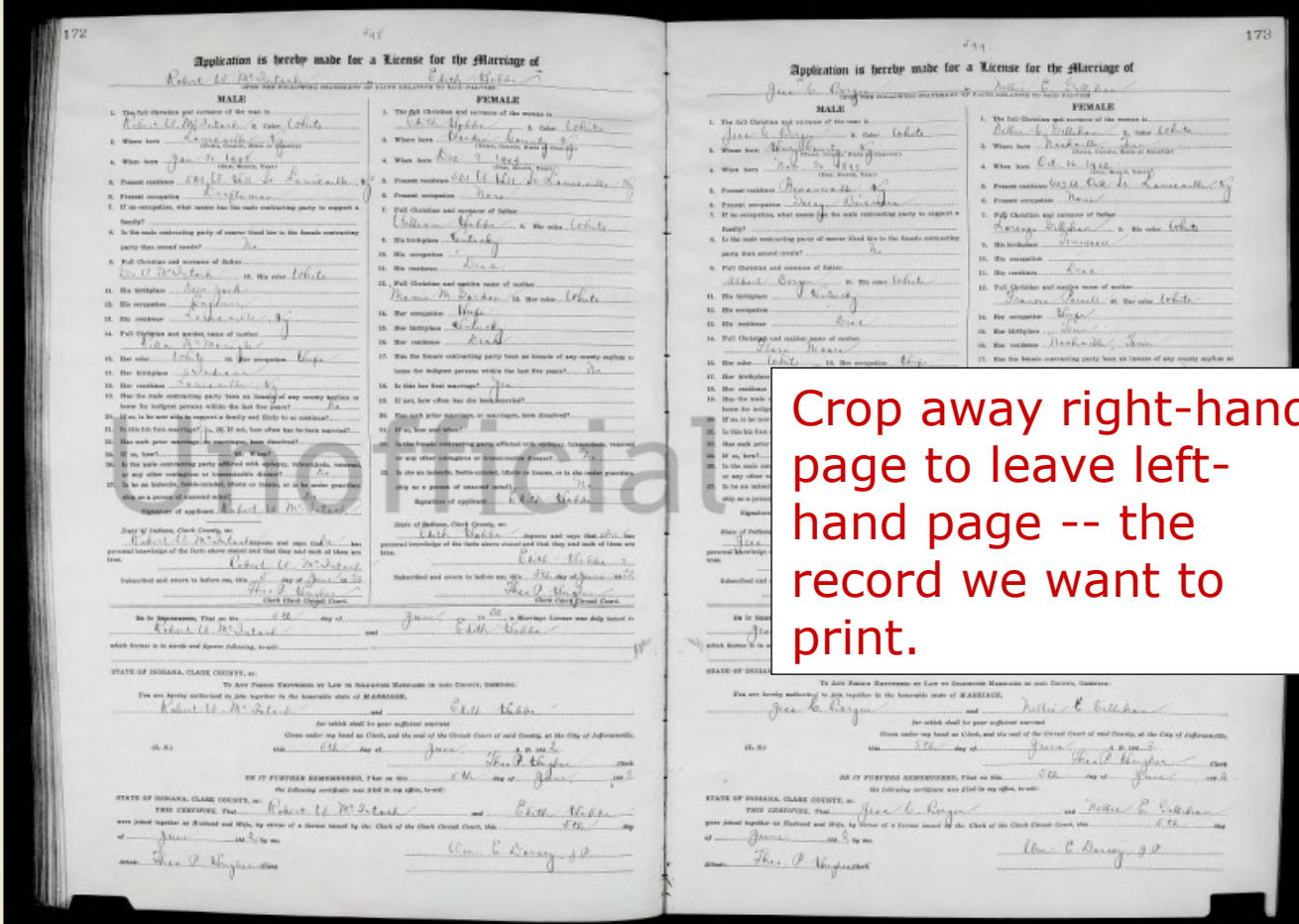
You will then see this...

The screenshot shows a web browser window displaying the FamilySearch website. The browser's address bar shows the URL <https://familysearch.org/register/>. The website's navigation bar includes links for Family Tree, Memories, Search, and Indexing. The main content area displays a record viewer for "Indiana, Marriages, 1811-1959 > Clark > 1932-1932 Volume 113 > Image 88 of 298". The record viewer shows a two-page document with a large "Unofficial Record" watermark. A toolbar at the top of the viewer includes "Print", "Download", and "Tools" buttons. A red arrow points to the "Download" button, and a red callout box with the text "Click 'Download'" is positioned next to it. The Windows taskbar at the bottom shows the system tray with the time 3:36 PM and date 9/15/2014.

Printing Other Images

Click "Open." Image should then open in your image-editing software.

The screenshot shows the FamilySearch website interface. At the top, there is a navigation bar with the FamilySearch logo and links for Family Tree, Memories, Search, and Indexing. Below this is a secondary navigation bar with links for RECORDS, GENEALOGIES, CATALOG, BOOKS, and WIKI. The main content area displays a record viewer for "Indiana, Marriages, 1811-1959 > Clark > 1932-1932 Volume 113 > Image 88 of 298". The record image is displayed in a viewer with zoom controls on the left and a toolbar at the top right containing Print, Download, and Tools. A dialog box is open at the bottom of the viewer, asking "Do you want to open or save record-image.jpg (2.60 MB) from das.familysearch.org?". The dialog has buttons for Open, Save, and Cancel. A red arrow points to the Open button. The Windows taskbar is visible at the bottom, showing the time as 3:39 PM on 9/15/2014.



Crop away right-hand page to leave left-hand page -- the record we want to print.

After cropping, you have the correctly printed marriage record.

Application is hereby made for a License for the Marriage of
 UPON THE FOLLOWING STATEMENT OF FACTS RELATIVE TO SAID PARTIES:

MALE

1. The full Christian and surname of the man is Robert W. Meistack
2. Color White
3. Where born Louisville, Ky.
(Town, County, State or Territory)
4. When born Jan 21, 1908
(Day, Month, Year)
5. Present residence 511 N. Main St. Louisville, Ky.
6. Present occupation Druggist
7. If no occupation, what means has the male contracting party to support a family? None
8. Is the male contracting party of nearer blood kin to the female contracting party than second cousin? No
9. Full Christian and surname of father Geo. W. Meistack
10. His color White
11. His birthplace Louisville, Ky.
12. His occupation Druggist
13. His residence Louisville, Ky.
14. Full Christian and maiden name of mother Mrs. M. M. Meistack
15. Her color White
16. Her occupation None
17. Her birthplace Louisville, Ky.
18. Her residence Louisville, Ky.
19. Has the male contracting party been an inmate of any county asylum or home for indigent persons within the last five years? No
20. If so, is he now able to support a family and likely to so continue? No
21. Is this his first marriage? Yes. If not, how often has he been married? None
22. Has such prior marriage, or marriages, been dissolved? No
23. If so, how? None
24. Is the male contracting party afflicted with epilepsy, tuberculosis, venereal or any other contagious or transmissible disease? No
25. Is he an imbecile, feeble-minded, idiotic or insane, or is he under guardianship as a person of unsound mind? No

Signature of applicant Robert W. Meistack

State of Indiana, Clark County, ss: Robert W. Meistack does hereby depose and says that he has personal knowledge of the facts above stated and that they and each of them are true.

Subscribed and sworn to before me, this 5th day of June, 1932
Clara P. Kishner
 Clerk Clark Circuit Court.

BE IT REMEMBERED, That on the 5th day of June, 1932, a Marriage License was duly issued to Robert W. Meistack and Evelyn M. Meistack which license is in words and figures following, to-wit:

STATE OF INDIANA, CLARK COUNTY, ss:

TO ANY PERSON EMPLOYED BY LAW TO SOLICITIZE MARRIAGES IN SAID COUNTY, GREETING:

You are hereby authorized to join together in the honorable state of INDIANA, Robert W. Meistack and Evelyn M. Meistack for which shall be your sufficient warrant Given under my hand as Clerk, and the seal of the Circuit Court of said County, at the City of Jeffersonville, this 5th day of June, 1932.

BE IT FURTHER REMEMBERED, That on this 5th day of June, 1932, the following certificate was filed in my office, to-wit:

STATE OF INDIANA, CLARK COUNTY, ss: Robert W. Meistack and Evelyn M. Meistack were joined together as Husband and Wife, by virtue of a license issued by the Clerk of the Clark Circuit Court, this 5th day of June, 1932, by me. Attest: Clara P. Kishner Clerk

FEMALE

1. The full Christian and surname of the woman is Evelyn M. Meistack
2. Color White
3. Where born Louisville, Kentucky
(Town, County, State or Territory)
4. When born Dec 7, 1914
(Day, Month, Year)
5. Present residence 511 N. Main St. Louisville, Ky.
6. Present occupation None
7. Full Christian and surname of father Geo. W. Meistack
8. His color White
9. His birthplace Louisville, Ky.
10. His occupation None
11. His residence Louisville, Ky.
12. Full Christian and maiden name of mother Mrs. M. M. Meistack
13. Her color White
14. Her occupation None
15. Her birthplace Louisville, Ky.
16. Her residence Louisville, Ky.
17. Has the female contracting party been an inmate of any county asylum or home for indigent persons within the last five years? No
18. Is this her first marriage? Yes
19. If not, how often has she been married? None
20. Has such prior marriage, or marriages, been dissolved? No
21. If so, how and when? None
22. Is the female contracting party afflicted with epilepsy, tuberculosis, venereal or any other contagious or transmissible disease? No
23. Is she an imbecile, feeble-minded, idiotic or insane, or is she under guardianship as a person of unsound mind? No

Signature of applicant Evelyn M. Meistack

State of Indiana, Clark County, ss: Evelyn M. Meistack does hereby depose and says that she has personal knowledge of the facts above stated and that they and each of them are true.

Subscribed and sworn to before me, this 5th day of June, 1932
Clara P. Kishner
 Clerk Clark Circuit Court.

BE IT REMEMBERED, That on the 5th day of June, 1932, a Marriage License was duly issued to Robert W. Meistack and Evelyn M. Meistack

STATE OF INDIANA, CLARK COUNTY, GREETING:


You are hereby authorized to join together in the honorable state of INDIANA, Robert W. Meistack and Evelyn M. Meistack for which shall be your sufficient warrant Given under my hand as Clerk, and the seal of the Circuit Court of said County, at the City of Jeffersonville, this 5th day of June, 1932.

BE IT FURTHER REMEMBERED, That on this 5th day of June, 1932, the following certificate was filed in my office, to-wit:




STATE OF INDIANA, CLARK COUNTY, ss: Robert W. Meistack and Evelyn M. Meistack were joined together as Husband and Wife, by virtue of a license issued by the Clerk of the Clark Circuit Court, this 5th day of June, 1932, by me. Attest: Clara P. Kishner Clerk


Marriage

EXAMPLE



INCORRECTLY PRINTED
MARRIAGE RECORD
RECENTLY RECEIVED IN
SUBMITTED
DOCUMENTATION, AS YOU
CAN SEE, IT IS UNREADABLE.

 histreasure1 originally shared this to [Tamara Pearis Family Tree](#)
 14 Jan 2012  Portrait / Family Photo

wzzrd1 added this to [James Johnson Family Tree](#)
 13 days ago

SEE NEXT PAGE FOR CORRECTLY PRINTED RECORD.



Marriage License

West Virginia,

County of Wood, to-wit:



To Any Person Licensed to Celebrate Marriages:

You are hereby authorized to join together in the holy state of Matrimony, according to the rites and ceremonies of your Church or Religious Denomination, and the laws of the State of West Virginia,

Robert W. Johnson & Clarity A. Batten
Given under my hand as Clerk of the COUNTY COURT of the COUNTY OF WOOD, this 10th
day of July 1918.

B. B. Ball

1918
Clerk County Court of Wood County,
CLERKS CERTIFICATE

1918
Preliminary inquiries and answers thereto, made and ascertained by the Clerk of the County Court of the County of Wood, State of West Virginia, relative to Mr. Robert W. Johnson of Wood County, and State of W. Va. and Miss Clarity A. Batten of Wood County, and State of W. Va.

THE FULL NAMES OF THE PARTIES ARE AS FOLLOWS:

His full name is Robert W. Johnson to whom the accompanying Marriage License is issued.
Her full name is Clarity Anna Batten
His age is 18 years Annals of W. Va. Johnson
Her age is 17 years W. Va.
He was born in Wood County, State of W. Va.
She was born in Jackson County, State of W. Va.
His place of residence is Parkersburg
Her place of residence is W. Va.

The name of the party giving the foregoing information is Robert W. Johnson
Given under my hand this 10th day of July 1918
B. B. Ball
Clerk County Court.

MINISTERS RETURN OR ENDORSEMENT

I, Minister Stephen A. Baggett
do certify that on the 10th day of July 1918
at Parkersburg W. Va. I united in Marriage the
above named and described parties under authority of the foregoing License.

Stephen A. Baggett

Side-By-Side Example: Image on left is death certificate staff received; on right is the same death certificate printed correctly.

CERTIFICATE OF DEATH 1423

DEPT. OF PUBLIC HEALTH STATE OF TENNESSEE DIV. OF VITAL STATISTICS
COOPERATING WITH DEPT. OF COMMERCE BUREAU OF THE CENSUS

REG. NO. 5
REG. DIST. NO. 681

1. FULL NAME (FIRST MIDDLE LAST) *Andrew Johnson Billrey*

2. DATE OF DEATH *Jan 17 1948*

3. PLACE OF DEATH: A) COUNTY *Overton* CIVIL DISTRICT *6*
B) CITY OR TOWN *Livingston* (IF OUTSIDE CITY LIMITS, WRITE RURAL)

4. LEGAL RESIDENCE: A) STATE *Tenn* CIVIL DISTRICT *6*
B) COUNTY *Overton* CITY OR TOWN *Livingston* (IF OUTSIDE CITY LIMITS, GIVE R.F.D. NO.)
C) STREET NO.

5. RACE OR COLOR *w* 6. SEX *male* 7. SINGLE, MARRIED, WIDOWED, DIVORCED *Married*

8. AGE *85* YEARS MONTHS *1* DAYS *22* (IF LESS THAN ONE DAY, GIVE HRS. MIN.)

9. DATE OF BIRTH: MONTH *4* DAY *25* YEAR *1866*

10. PLACE OF BIRTH: CITY OR COUNTY *Overton Tenn* STATE OR COUNTRY

11. HUSBAND OR WIFE OF *Jamie Billrey*
AGE OF HUSBAND OR WIFE, IF LIVING YEARS

12. IF VETERAN SOCIAL SECURITY NUMBER

13. USUAL OCCUPATION *farmer*

14. INDUSTRY OR BUSINESS *own farm*

15. FULL NAME *Russell Billrey* CITY OR COUNTY *Overton Tenn* STATE OR COUNTRY
BIRTHPLACE

16. MAIDEN NAME *Mary Copeland* CITY OR COUNTY *Overton Tenn* STATE OR COUNTRY
BIRTHPLACE

17. INFORMANT *Thomas McCulley* ADDRESS *Livingston Tenn*

18. BURIAL, REMOVAL OR CREMATION *burial* DATE *Jan 18 1948*
CEMETERY *Whitson* RECEIVED PLACE *Whitson*

19. UNDERTAKER *2425* ADDRESS *Livingston Tenn*

20. I HEREBY CERTIFY THAT I ATTENDED THE DECEASED FROM *Jan 17 1948* TO *Jan 17 1948* AND THAT I LAST SAW HIM/LIVE ON *Jan 17 1948* AND THAT DEATH OCCURRED ON THE DATE STATED AT *6:45* A.M. IMMEDIATE CAUSE OF DEATH: *Cardiac Renal Insufficiency* DURATION *121A*

21. IF DEATH WAS DUE TO EXTERNAL CAUSES, FILL IN THE FOLLOWING:
A) ACCIDENT, SUICIDE OR HOMICIDE (SPECIFY)
B) DATE OF OCCURRENCE
C) WHERE DID INJURY OCCUR CITY COUNTY STATE
D) DID INJURY OCCUR IN OR ABOUT HOME, ON FARM, IN INDUSTRIAL PLACE, IN PUBLIC PLACE?
E) MEANS OF INJURY

22. CORRECTION BY AFFIDAVIT FILED BY *2425* DATE *Jan 25 1948* REGISTERAR

DATE FILED *Jan 25 1948* STATE HEALTH DEPT. BY *2425* M.D. SIGNATURE *J. Deane* ADDRESS *Livingston* DATE SIGNED *1-26-48*

CERTIFICATE OF DEATH 1423

DEPT. OF PUBLIC HEALTH STATE OF TENNESSEE DIV. OF VITAL STATISTICS
COOPERATING WITH DEPT. OF COMMERCE BUREAU OF THE CENSUS

REG. NO. 5
REG. DIST. NO. 681

1. FULL NAME (FIRST MIDDLE LAST) *Andrew Johnson Billrey*

2. DATE OF DEATH *Jan 17 1948*

3. PLACE OF DEATH: A) COUNTY *Overton* CIVIL DISTRICT *6*
B) CITY OR TOWN *Livingston* (IF OUTSIDE CITY LIMITS, WRITE RURAL)

4. LEGAL RESIDENCE: A) STATE *Tenn* CIVIL DISTRICT *6*
B) COUNTY *Overton* CITY OR TOWN *Livingston* (IF OUTSIDE CITY LIMITS, GIVE R.F.D. NO.)
C) STREET NO.

5. RACE OR COLOR *w* 6. SEX *male* 7. SINGLE, MARRIED, WIDOWED, DIVORCED *Married*

8. AGE *85* YEARS MONTHS *1* DAYS *22* (IF LESS THAN ONE DAY, GIVE HRS. MIN.)

9. DATE OF BIRTH: MONTH *4* DAY *25* YEAR *1866*

10. PLACE OF BIRTH: CITY OR COUNTY *Overton Tenn* STATE OR COUNTRY

11. HUSBAND OR WIFE OF *Jamie Billrey*
AGE OF HUSBAND OR WIFE, IF LIVING YEARS

12. IF VETERAN SOCIAL SECURITY NUMBER

13. USUAL OCCUPATION *farmer*

14. INDUSTRY OR BUSINESS *own farm*

15. FULL NAME *Russell Billrey* CITY OR COUNTY *Overton Tenn* STATE OR COUNTRY
BIRTHPLACE

16. MAIDEN NAME *Mary Copeland* CITY OR COUNTY *Overton Tenn* STATE OR COUNTRY
BIRTHPLACE

17. INFORMANT *Thomas McCulley* ADDRESS *Livingston Tenn*

18. BURIAL, REMOVAL OR CREMATION *burial* DATE *Jan 18 1948*
CEMETERY *Whitson* RECEIVED PLACE *Whitson*

19. UNDERTAKER *2425* ADDRESS *Livingston Tenn*

20. I HEREBY CERTIFY THAT I ATTENDED THE DECEASED FROM *Jan 17 1948* TO *Jan 17 1948* AND THAT I LAST SAW HIM/LIVE ON *Jan 17 1948* AND THAT DEATH OCCURRED ON THE DATE STATED AT *6:45* A.M. IMMEDIATE CAUSE OF DEATH: *Cardiac Renal Insufficiency* DURATION *121A*

21. IF DEATH WAS DUE TO EXTERNAL CAUSES, FILL IN THE FOLLOWING:
A) ACCIDENT, SUICIDE OR HOMICIDE (SPECIFY)
B) DATE OF OCCURRENCE
C) WHERE DID INJURY OCCUR CITY COUNTY STATE
D) DID INJURY OCCUR IN OR ABOUT HOME, ON FARM, IN INDUSTRIAL PLACE, IN PUBLIC PLACE?
E) MEANS OF INJURY

22. CORRECTION BY AFFIDAVIT FILED BY *2425* DATE *Jan 25 1948* REGISTERAR

DATE FILED *Jan 25 1948* STATE HEALTH DEPT. BY *2425* M.D. SIGNATURE *J. Deane* ADDRESS *Livingston* DATE SIGNED *1-26-48*

Examples of Incorrectly Printed Images

- Example 1:
 - Will pages printed incorrectly: Note that right side and bottom of each page are cut off. No dates are shown, and no probate record is included.
 - Will pages printed correctly: Note that pages are complete, date of will is shown, and dated probate record follows. There three complete images were found on familysearch.org.
 - Example 2: Unreadable birth record
 - Example 3: Unreadable proof of service
 - Examples of unreadable or incomplete census pages that represent images regularly received by the Genealogy Department. (8 pages)
-

Gen B

Example 1, p. 1

In the name of God Amen.

William Westbrook of the Parish of St. George's
and County of Middlesex, Paragon of several manors
and messuages, and calling to mind the necessity
of the souls and knowing that it is approp-
riate unto all men to make their wills, do make and
publish my last will and testament, to be my last
will and testament.

And first, and principally of all I give and
recommend my soul unto the keeping of Almighty
God who gave it, and my body I recommend
to the earth to be buried in decent Christian man-
ner at the discretion of my Executors herein after
to be named.

I do so touching such worldly goods wherewith I
have pleased God to bless me in this life, I give, devise
and dispose of the same in the following manner
and form.

I give and bequeath unto my beloved wife Mrs. Dolly
Westbrook one Negro girl by the name of Levy,
which said Negro girl, and her increase at the
death of my beloved wife to be equally divided
between my four younger children, John, Richard,
Mr. Westbrook, William & William Westbrook,
son & Thomas, Westbrook, John give to my beloved
wife and Richard son of John

Example 1, p. 1, correctly printed.

In the Name of God Amen.

Verdick 1791


I the said Westbrook of the Part of Georgetown
and County of Blount being of sound mind
and memory, and calling to mind the mortality
of the Body, and having thought that it apper-
tains to all men some time to die, do make and
restrain my Executors, all others) to be my last
Will and Testament.

I do hereby and lawfully give of all I have and
possess and my debt into the hands of Thomas
to pay to my wife, and my body's Executors
to the said to be divided in decent distribution
but the execution of my Executors hereafter
to be named.

I do so trusting such worldly goods wherewith I
have pleased God to bless me in this life, I give, devise
and dispose of the same in the following manner
and form.

I do give and bequeath unto my beloved Wife Polly
Westbrook one Negro girl by the name of Clary
which said Negro girl and her increase at the
Death of my beloved Wife, to be equally divided
between my four younger Children, John, Rebecca,
W. Westbrook, Wife of Westbrook, Walter Westbrook
and Thompson Westbrook, I also give to my beloved
Wife and Children and her heirs and also my
other property, Living, and have the use of the Land
wherewith I now live during her Natural life in Wife
and form.

I give and bequeath unto my four youngest Children
Rebecca, Wife of W., Walter, and Thompson Westbrook
the third of Land wherewith I now live to be equally
divided between them after the decease of my
beloved Wife, on explanation of the Wills of
my said deceased to my four youngest Children
and Wife and Children.



EXAMPLE OF UNREADABLE PROOF OF SERVICE

EXAMPLE :

Exhibit 201

The 1930

Ancestry.com

U.S. Census showing

~~the name of the person~~

1930 United States Federal Census Record

Name: T Leo J Zall

Home in 1930: Newberg, Yamhill, Oregon

Age: 6

Estimated Birth: abt 1924

Year:

Relation to Head of House: Son

House:

Father's Name: Ebbert W

Mother's Name: A Susana

Occupation:

Education:

Military Service:

Rent Home Value:

Age at First Marriage:

Parent's Birthplace:

Neighbors:

Household Members:

- Name: Ebbert W Zall
- A Susana Zall
- E Rose Zall
- T Leo J Zall
- Anna C Zall

→

Age

30

31

7

6

5

2

3

Census Summary Page (not needed or accepted as proof), plus census page printed on unreadable census image.

Source Citation: Year: 1930; Census Place: Newberg, Yamhill, Oregon; Roll: 1584; Page: A; Enumeration District: 1; Image: 240

DEPARTMENT OF COMMERCE BUREAU OF THE CENSUS

POPULATION SCHEDULE

1930

Enumeration District: 1584

Sheet: 1

1930 United States Federal Census Record

NAME	AGE	SEX	RACE	MARRIAGE	EDUCATION	MILITARY	RENT	AGE AT FIRST MARRIAGE	PARENTS BIRTHPLACE	NEIGHBORS	HOUSEHOLD MEMBERS
Ebbert W Zall	30	M	W	1	8						
A Susana Zall	31	F	W	1	8						
E Rose Zall	7	F	W	1	8						
T Leo J Zall	6	M	W	1	8						
Anna C Zall	5	F	W	1	8						

STATE Kentucky DEPARTMENT OF COMMERCE AND LABOR
 COUNTY Jefferson THIRTEENTH CENSUS OF THE UNITED STATES
 TOWNSHIP OF OTHER DIVISION OF COUNTY District 17 NAME OF INCORPORATED PLACE

NAME OF INSTITUTION X (For schools, churches, hospitals, etc., and for places where the census was taken for industrial purposes.)

No.	LOCATION.		SEX	RELATION.	PERSONAL DESCRIPTION.						ACTIVITY.				
	Street, avenue, road, etc.	House number (in cities or towns)			Male	Female	Age	Color	Mar. Stat.	Prof. or Occ.	Place of Birth of this person.	Place of Birth of father of this person.			
51															
52															
53															
54															
55															
56															
57															
58															
59															
60															
61															

Use of Book Pages

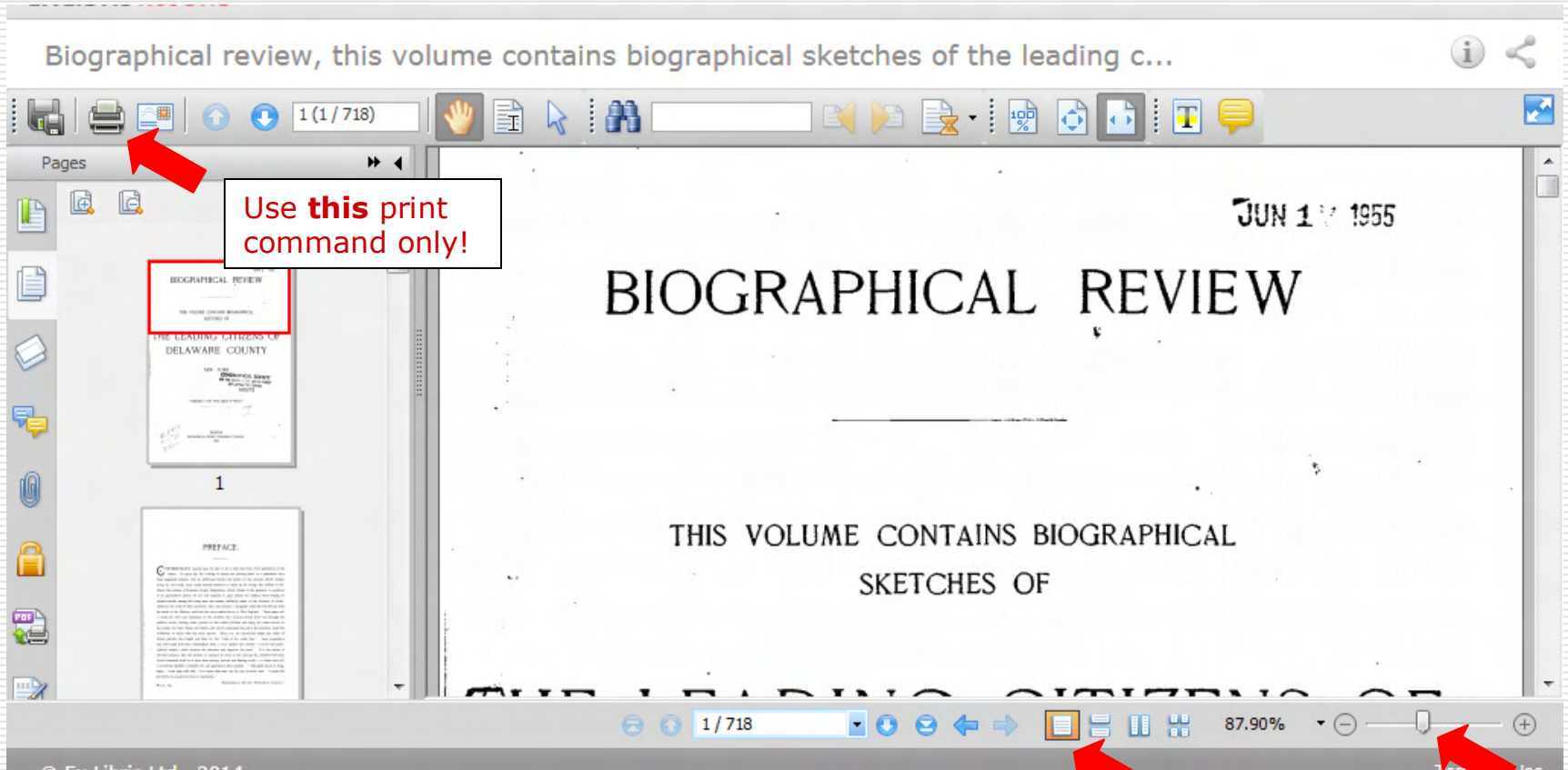
- ❑ All book pages must include the title page, including date of publication, which may be on another page.
 - ❑ Passages may not be excerpted. Print or copy each page in its entirety. Do not crop off page numbers.
 - ❑ If data on book pages include any footnote/superscript notations, include the page(s) containing the corresponding bibliographic references.
 - ❑ If data on book pages include abbreviations, also include the page(s) containing the “Key” to those abbreviations.
 - ❑ If a book page, such as a service record, is a continuation of a “roster,” for instance, include the first page of that section that identifies the military unit, officers, etc., in addition to the page upon which the ancestor is listed.
-

Printing e-Book Pages

The screenshot shows the FamilySearch website interface. At the top, there is a navigation menu with 'Family Tree', 'Memories', 'Search', and 'Indexing'. Below this, a secondary menu includes 'RECORDS', 'GENEALOGIES', 'CATALOG', 'BOOKS', and 'WIKI'. The 'BOOKS' tab is highlighted with a red arrow pointing to it. A text box with a red arrow pointing to the 'BOOKS' tab contains the instruction: 'First, click on "Books" in the menu.' Below the navigation, the main heading reads 'Family History Books'. Underneath, there is a search bar with a 'Search' button and an 'Advanced Search' link. A red arrow points to the search bar. A text box with a red arrow pointing to the search bar contains the instruction: 'Once on the "Books" page, enter a name, place, or book title you're searching for, and click on the "Search" button.' Below the search bar, there is a paragraph of text describing the collection of books, followed by a list of partner institutions including Allen County Public Library, Brigham Young University libraries, Church History Library, Family History Library, Houston Public Library, and Mid-Continent Public Library. The browser's address bar shows the URL 'https://books.familysearch.org/...' and the taskbar at the bottom shows the date and time as 4:02 PM on 9/15/2014.

Familysearch.org is a very valuable source for family and county history books. Your search word or words do not have to be exact. It will search for similar spellings, as well.

Printing e-Book Pages



Use **this** print command only!

Single-page view

Zoom in/out

Print

Name: HP LaserJet 1018 Properties

Copies: 1 Collate

Print as Grayscale

Print Range

- Current view
- Current page
- All pages
- Pages: 1-718

Subset: All pages in range

Reverse pages

Print Handling

Scale Tile Large Pages Multiple Pages Per Sheet Booklet

- None
- Fit to Printer Margins
- Reduce to Printer Margins
- Custom Scale
- Choose Paper Source by PDF page size

Auto-Rotate

Auto-Center

Zoom: 89.46%

Document: 8.4 x 11.9 inch

Paper: 8.5 x 11.0 inch

THE LEADING CITIZENS OF DELAWARE COUNTY

NEW YORK: GENEOLOGICAL SOCIETY OF THE STATE OF NEW YORK, 1955

Page 1 of 1

OK Cancel

VERY IMPORTANT! Click on "Current page" so you don't send an entire book to print!

Printing e-Book Pages

HERITAGE QUEST ONLINE

CENSUS BOOKS PERSI¹ FREEDMAN'S REV WAR SERIAL SET

People :: Places :: Publications

Page Image

[Return to search results](#)

Add to Notebook

Anonymous [View Citation](#) [Table of Contents](#) [Page Numbers](#)

Biographical review : this volume contains biographical sketches of the leading citizens of Delaware County, New York.

Boston: Biographical Review Pub. Co., 1895, 718 pgs.

◀ PAGE ▶

◀ HIT ▶

Viewing page 5. Jump to:

Print Download Positive Negative Zoom: 100% ▼

JUN 17 1955

BIOGRAPHICAL REVIEW

In a new window, you will see this...

File Edit View Favorites Tools Help

Google Search Share More >> Mike Scroggins

FGS ... Onli... Basi... Basi... Basi... Chro... News... Virg... Miss... Virg...

JUN 17 1955

BIOGRAPHICAL REVIEW

THIS VOLUME CONTAINS BIOGRAPHICAL SKETCHES OF

THE LEADING CITIZENS OF DELAWARE COUNTY

NEW YORK
GENEALOGICAL SOCIETY
OF THE CHURCH OF JESUS CHRIST
OF LATTER-DAY SAINTS
52573

"Biography is the home aspect of history"

4:21 PM 9/15/2014

From your internet browser, go to "File" then **"Print Preview."** (See next page.)

- File
 - Edit
 - View
 - Favorites
 - Tools
 - Help
- New tab Ctrl+T
 - Duplicate tab Ctrl+K
 - New window Ctrl+N
 - New session
 - Open... Ctrl+O
 - Edit with Microsoft Office Word
 - Save
 - Save as... Ctrl+S
 - Close tab Ctrl+W
 - Page setup...
 - Print... Ctrl+P
 - Print preview...
 - Send
 - Import and export...
 - Properties
 - Exit

JUN 17 1955

AL REVIEW

AINS BIOGRAPHICAL

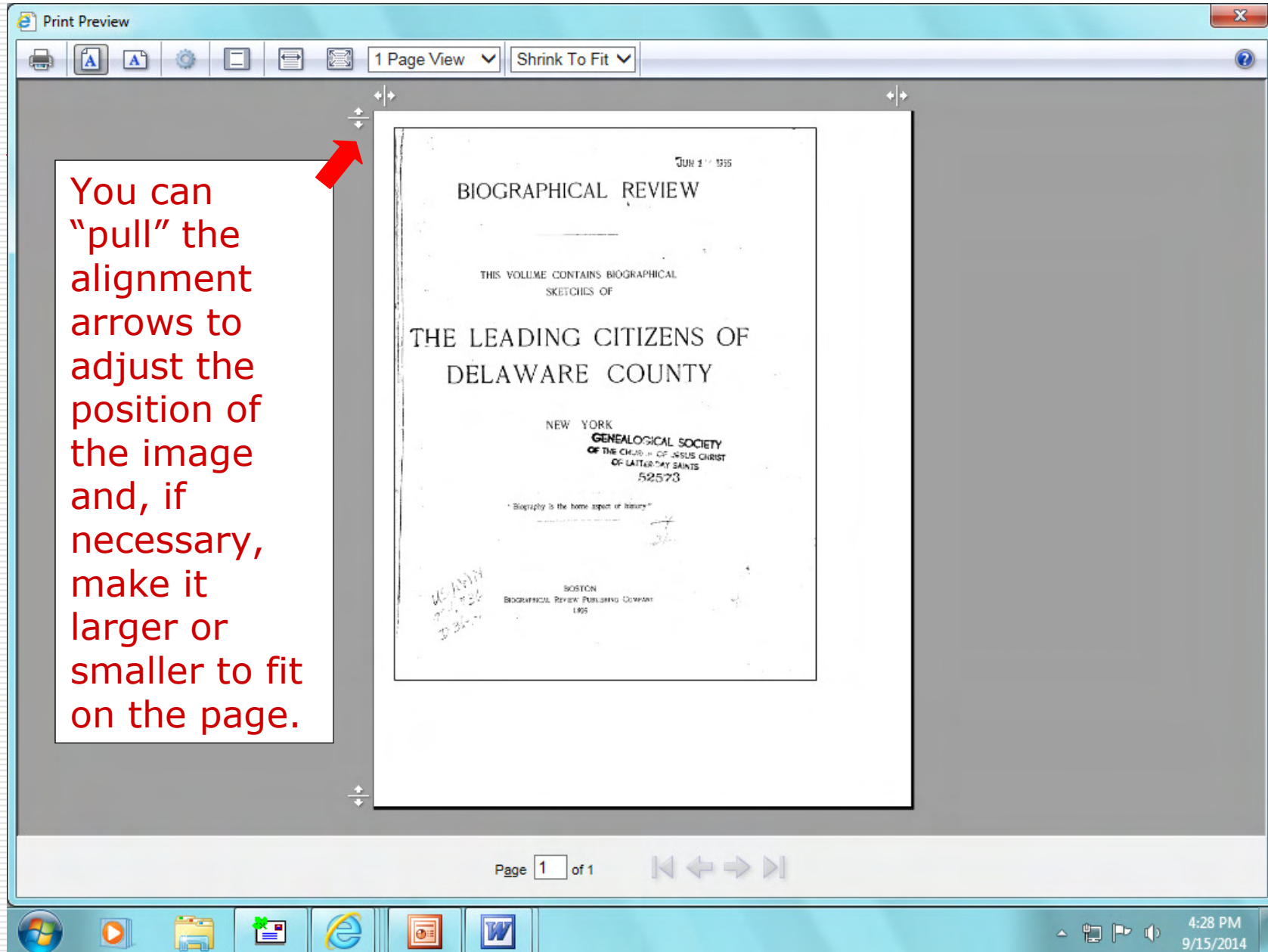
ES OF

THE LEADING CITIZENS OF
DELAWARE COUNTY

NEW YORK
GENEALOGICAL SOCIETY
OF THE CHURCH OF JESUS CHRIST
OF LATTER-DAY SAINTS
52573

"Biography is the home aspect of history"

You should then see something like this...



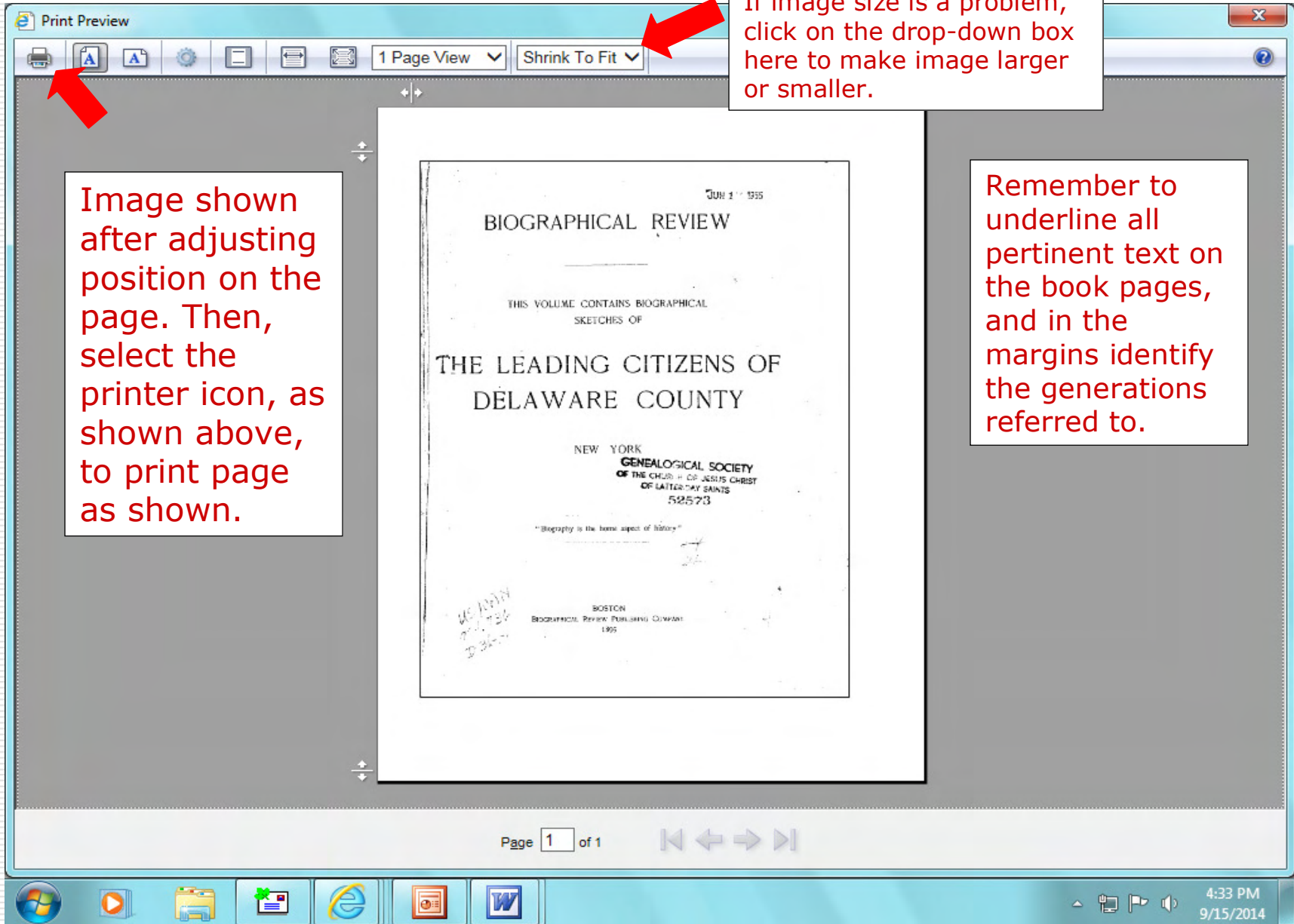


Image shown after adjusting position on the page. Then, select the printer icon, as shown above, to print page as shown.

If image size is a problem, click on the drop-down box here to make image larger or smaller.

Remember to underline all pertinent text on the book pages, and in the margins identify the generations referred to.

Tombstones

- To be acceptable, tombstones must:
 - *...be of the period* (not acceptable when erected much later than decedent's death, which is particularly critical when relationships are stated on stones)
 - *...be readable* (enlargements can be printed on back, if necessary)
 - *...include name and location of cemetery*
 - Find-a-grave memorials
 - *...only acceptable for data on tombstones* (if it meets the above criteria)
 - *...not acceptable without tombstone photo*
 - *...user-entered data not acceptable as proof*, with the exception of obvious obituary transcriptions and any scanned copies of actual documents (such as death certificates and obituaries) that the memorial includes. There is no need to underline any user-entered data, including the name of the deceased. Names will only be accepted as inscribed on stones.
 - **NOTE: Tombstones or gravemarkers of any kind are not acceptable as proof of service!**
-

Simon McIntosh [\[Edit Name\]](#)

[Memorial](#)

[Photos](#)

[Flowers](#)

[Learn about upgrading this memorial...](#)

[Share](#)

[Edit](#)

[\[Transfer Management\]](#) [\[Edit\]](#) [\[Delete\]](#)

Birth: Jun. 17, 1761

Pine Plains

Dutchess County

New York, USA


Death: Jan. 8, 1853

Kortright Center

Delaware County

New York, USA [\[Edit Dates\]](#)

Revolutionary War soldier, Private, 6th Regiment, Dutchess County Militia. Married 1789 to Sally/Sarah Sager Phelps Bates, b. prob abt 16 Dec 1769, d. 16 May 1834. She is buried next to Simon. Rev War marker secured from the War Dept in DC in 1959, and after headstone of Simon and Sarah was cleaned and reset, the plaque was placed on a cement foundation in front of it. Simon was identical twin brother of John McIntosh; their parents were Alexander and Clarissa (Junghans) McIntosh.



Added by: [Sally Metzger](#)

Stone is contemporary to decedent's time of death. Enlargement follows.

Spouse: Sarah Sager Phelps Bates McIntosh (1769 - 1834)

[\[Edit Bio\]](#)

[Family links:](#) [\[Edit\]](#)

Children:

George McIntosh (1803 - 1877)*

*Calculated relationship

[\[Add Marker Transcription\]](#)

[\[Add Note\]](#)

Burial: [\[Edit\]](#)

Riverside Cemetery

Bloomville

Delaware County


New York, USA [\[Add Plot\]](#)

[\[Edit Virtual Cemetery Info\]](#) [\[?\]](#)

Created by: [Denise](#)

Record added: Dec 25, 2008

Find A Grave Memorial# 32403187



Added by: [Denise](#)

The government plaque placed in the 1960s is not acceptable as proof of service or for the dates it contains.



The location of the tombstone (cemetery, city, county, & state) is the only proven data on this page, except the period tombstone, which is enlarged on the next page.

Enlarged Tombstone Image



Enlarged image can be printed on the back, if there is not enough space to include on the memorial page when printed.
